

2024  
**TAUPŌ CLASSIC**  
presented by Cosana

27 - 29 January, Spa Park, New Zealand



# CADDY BOOK





# TABLE OF CONTENTS



PAGE 3 - SPA PARK - CONDITIONS

PAGE 4 - COURSE MAP

PAGE 5 - LAYOUT SUMMARIES - GOLD / BLUE

PAGE 6 TO 23 - HOLE GRAPHICS AND CADDY NOTES

PAGE 24 - EVENT SPONSORS

PAGE 25 - IMPORTANT LINKS



# SPA PARK - CONDITIONS



Altitude:	345 - 380 meters above sea level.
Climate:	Taupō summer's are typically short, changable and warm. Sun screen and umbrellas recommended.
Daylight Hours:	Sunrise 6:20am. Sunset 8:35pm.
Wind:	Variable. Prevailing wind is westerly.
Soil Base:	Pumice. Spa Park is located within the Taupō Volcanic Zone, meaning it is extremely quick draining.
Terrain:	The park is set on gently rolling hills. Most holes are flat, but many make use of subtle elevation changes.
Maintenance:	Mown, well maintained. Suitable for rollers in many places.
Trees:	There are 3-4 fully wooded holes. The remainder are set amongst large specimen trees.
Tee-pads:	19x permanent paved. 5x temporary artificial turf.
Baskets:	18x RPM Helix 2's. 3x raised above standard height (Holes 8, 15, 18).
Usage:	Spa Park is a shared mutli-use area and open to the public during the tournament. Please follow direction from our event marshals. Give way to walkers, cyclists and other park users at all times.



# COURSE MAP


- Both car parks are within 200m of Event HQ.
- The park gate is locked by council at 8pm, and reopened again each morning at 7am.
- The park gate is approximately 500m south of Event HQ.
- Parking outside the gate is an option.



2024

# TAUPŌ CLASSIC

presented by COSANA



## GROUP 1: GOLD LAYOUT (MPO, FPO, MP40, MA1)

HOLE	PAR	DIST (M)	MANDO	OB
1	4	214	✓	✓
2	4	198		✓
3	4	164		✓
4	4	185	✓	✓
5	3	110	✓	
6	3	121	✓	✓
7	3	115		✓
8	3	98		✓
9	4	191	✓	✓
10	3	109	✓	✓
11	3	58		✓
12	3	102	✓	✓
13	3	84	✓	
14	3	132		✓
15	4	161		✓
16	3	97		
17	3	93	✓	
18	4	172	✓	✓
TOTAL	61	2404		

2024

# TAUPŌ CLASSIC

presented by COSANA



## GROUP 2: BLUE LAYOUT (FA1, MA40, FA40, MA2, FA2, MA3)

HOLE	PAR	DIST (M)	MANDO	OB
1	5	214	✓	✓
2	4	198		✓
3	4	105		✓
4	4	170	✓	✓
5	3	81	✓	
6	4	121	✓	✓
7	3	102		✓
8	3	98		✓
9	4	161		✓
10	3	109	✓	✓
11	3	58		✓
12	3	102	✓	✓
13	3	84	✓	
14	4	132		✓
15	4	161		✓
16	3	97		
17	3	93	✓	
18	4	146	✓	✓
TOTAL	64	2232		





2024  
**TAUPŌ CLASSIC**  
presented by COSANA



GROUP 1  
PAR 4  
214m



GROUP 2  
PAR 5  
214m



- BOTH GROUPS**
- PLAY FROM THE SAME TEE.
  - DOUBLE MANDO, SHARED DROPZONE.
  - OB RIGHT OF BASKET.
  - SPOTTER / MARSHALL REQ'D FOR 2ND SHOT.



- Brand new hole for this 2024 Taupō Classic, and what a way to start!
- Questions asked right off the bat, and the big throwers will be wondering if they should back themselves to dissect the double mando's and clear the gully.
- The tee-shot is downhill, while the second half of the hole plays significantly upward.
- Beware of OB right and long up next to the basket, along with a wickedly steep hill behind, ready to encourage rollaways if you come in too hot!
- Please make use of the marshal here to assist flow.
- One of 3 holes with par relief for Group 2 (Blue).



A positional tee shot for most mere mortals should see the gully navigated successfully on their second throw.



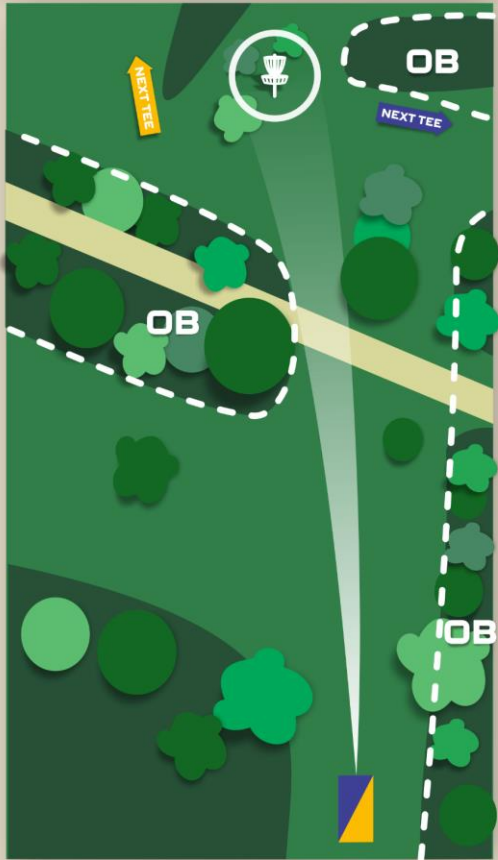
2024  
**TAUPŌ CLASSIC**  
presented by COSANA



GROUP 1  
PAR 4  
198m



GROUP 2  
PAR 4  
198m



**BOTH GROUPS**

- PLAY FROM THE SAME TEE.
- MULTIPLE OB MARKED BY WHITE PEGS.
- WATCH OUT FOR CYCLISTS ON PATH.



- Extended version of the traditional Spa Park hole, playing to a temporary basket approximately 30m longer and left of the permanent target.
- Accurate tee shot required due to OB on both the right side and internally around the planted path area on the left.
- This hole crosses a bike/walking path. Please give way to cyclists and walkers, and follow directions from our event marshals.
- Also be aware that players from the next hole may be crossing near the basket.



Laying up off the tee should be considered to minimise the chance of going into the narrow section of OB.



2024  
**TAUPŌ CLASSIC**  
presented by COSANA



GROUP 1  
PAR 4  
164m



GROUP 2  
PAR 4  
105m




**GROUP 1:**

- PLAY FROM THE LONG TEE (TOP OF THE HILL).
- OB LEFT & RIGHT OFF TEE.
- SPOTTER REQ'D.

**GROUP 2:**

- PLAY FROM THE SHORT TEE.



- Spectacular new elevated tee-pad for the Gold layout brings new challenge to this hole! Please use a spotter from your group when using this tee (someone waiting at start of walk-up hill is a good vantage point).
- OB on both sides this year (left to protect next tee).
- Second shot is uphill and well-guarded, often requiring a shot under a low ceiling.
- The Blue layout's hole is a much shorter and very gettable par 4.



Limited options if approaching basket from the right side.





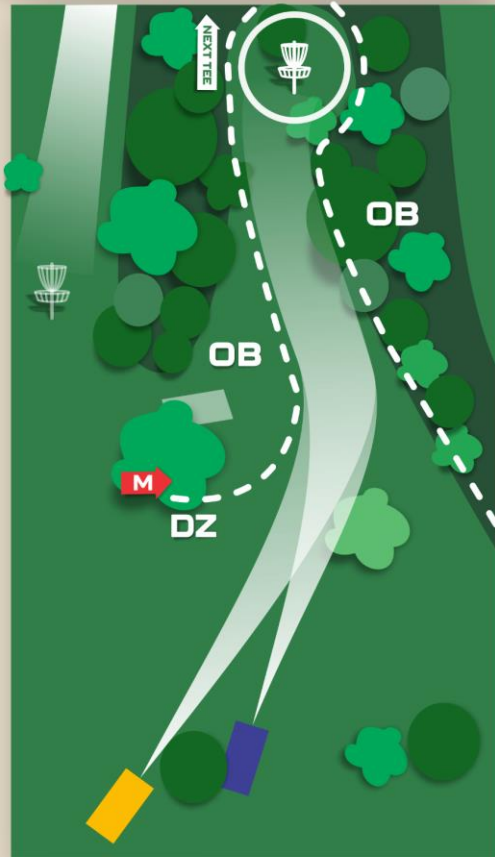
2024  
**TAUPŌ CLASSIC**  
presented by COSANA



GROUP 1  
PAR 4  
184m



GROUP 2  
PAR 4  
170m



**GROUP 1:**

- PLAY FROM THE LONG TEE.

**GROUP 2:**

- PLAY FROM THE SHORT TEE.

OB LEFT & RIGHT.  
PLAY TO RIGHT OF MANDO.



- The sweet Spa Park signature hole, with stunning views down to Otumuheke hot springs and the mighty Waikato river.
- Decide how aggressive you want to get off the tee knowing that the fairway narrows sharply due to new OB on the left side this year.
- Basket is on a peninsula green. OB gets very tight around the target (to within 5m).
- Watch out for players on 6<sup>th</sup> tee.



Maybe the lay-up drive and a longer second shot is the smart option here?




2024  
**TAUPŌ CLASSIC**  
presented by COSANA



GROUP 1  
PAR 3  
110m



GROUP 2  
PAR 3  
81m




**GROUP 1:**

- PLAY FROM THE LONG TEE.

**GROUP 2:**

- PLAY FROM THE SHORT TEE.
- PLAY LEFT OF MANDO.
- TOILETS / WATER AVAILABLE HERE.



- One of the easier holes on the course for Group 2 (Blue), but brand new challenge for Group 1 (Gold) with an additional 30m in length, throwing from the viewing platform.
- There is also a new mando added this year to keep players in the gully and take away the RHBH hyzer line.
- Give way to park users, it may be quite busy in this area.



The hole is slightly uphill and tends to play longer than expected.



2024  
**TAUPŌ CLASSIC**  
presented by COSANA



GROUP 1  
PAR 3  
121m



GROUP 2  
PAR 4  
121m



**BOTH GROUPS**

- PLAY FROM THE SAME TEE.
- PLAY RIGHT OF MANDO.
- OB LEFT AND LONG MARKED BY WHITE PEGS.



- Tee off across a large gully, staying right of the mando (large gum tree).
- There is OB along the ridge line and around the back of the basket.
- Also plays slightly uphill.
- One of 3 holes with par relief for Group 2 (Blue).





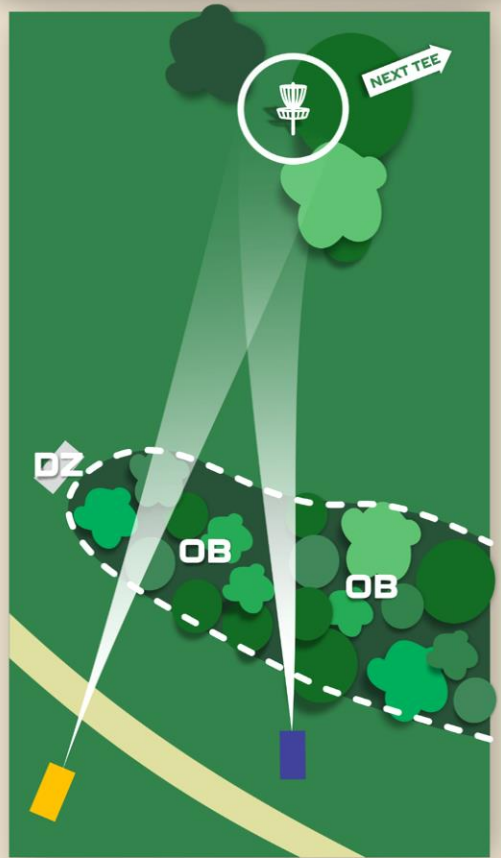
2024  
**TAUPŌ CLASSIC**  
presented by COSANA



GROUP 1  
PAR 3  
115m



GROUP 2  
PAR 3  
102m




**GROUP 1:**

- PLAY FROM THE LONG TEE.

**GROUP 2:**

- PLAY FROM THE SHORT TEE.

OB GULLY.  
PLAY FROM DZ IF  
OB, ADD PENALTY.



- Separate tee-pads both play across native shrubbery from slightly different angles.
- Plays slightly uphill to a significantly sloped basket area that regularly sees roll-away action.
- Group 1 (Gold); please ensure you give way to the public using pathway down to the river.
- Any OB plays next shot from the dropzone (with one shot penalty).



The preferable miss on this hole is short and left.



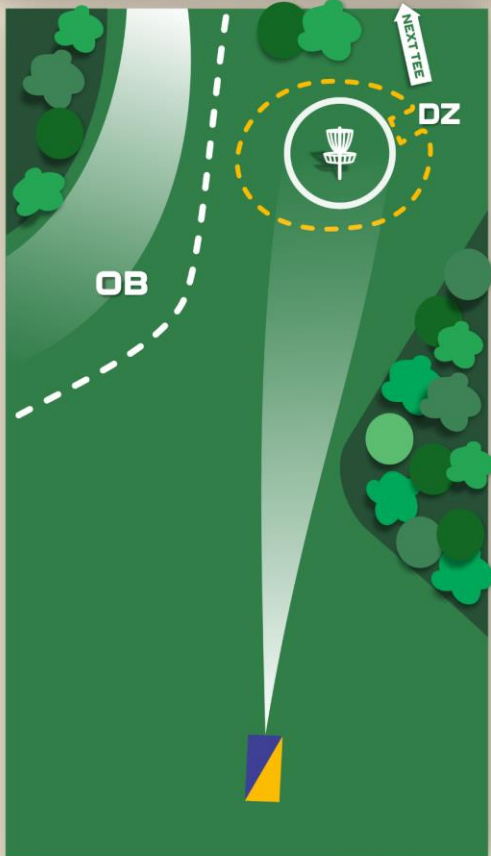
2024  
**TAUPŌ CLASSIC**  
presented by COSANA



GROUP 1  
PAR 3  
98m



GROUP 2  
PAR 3  
98m



**ALL GROUPS:**

- PLAY FROM THE SAME TEE TO THE RAISED BASKET.

**GROUP 1:**

- ISLAND HOLE (RED FLAGS).
- IF ISLAND MISSED PLAY FROM DZ, ADDING 1 PENALTY.

**GROUP 2:**

- OB ON LEFT SIDE (WHITE PEGS).
- NO ISLAND.



- Island Green hole for Group 1 (Gold). Any throw from the tee must come to rest on the Island Green to be able to mark on the Island Green. Throws from the tee that don't come to rest on the Island Green must proceed to the Drop Zone with a penalty throw. All other throws use normal OB rules.
- 85m carry to front of island.
- Drop Zone to basket is 11m.
- No island in play for Group 2 (Blue).
- This hole plays slightly uphill to a wide open target location.
- The notable feature for both groups is the significantly raised basket.



Running putts at this raised basket in windy conditions can lead to large scores.





2024  
**TAUPŌ CLASSIC**  
presented by COSANA



GROUP 1  
PAR 4  
191m



GROUP 2  
PAR 4  
161m



**GROUP 1:**

- PLAY FROM THE LONG TEE.
- PLAY TO RIGHT OF MANDO (DZ BLUE TEE).

**GROUP 2:**

- PLAY FROM THE SHORTER TEE.

OB LEFT ALONG FAIRWAY. WAIT FOR CLEARANCE FROM MARSHALL BEFORE THROWING.



- Group 1 (Gold) play from an extended temporary tee-pad to lengthen this hole.
- Double dog leg from left to right. Lefty backhand or righty forehand dream!
- Ensure you have clearance from the marshal before you tee off as it is a blind tee shot.
- Basket is tucked into a recessed clearing (sloping away), with plenty of guardian shrubbery.



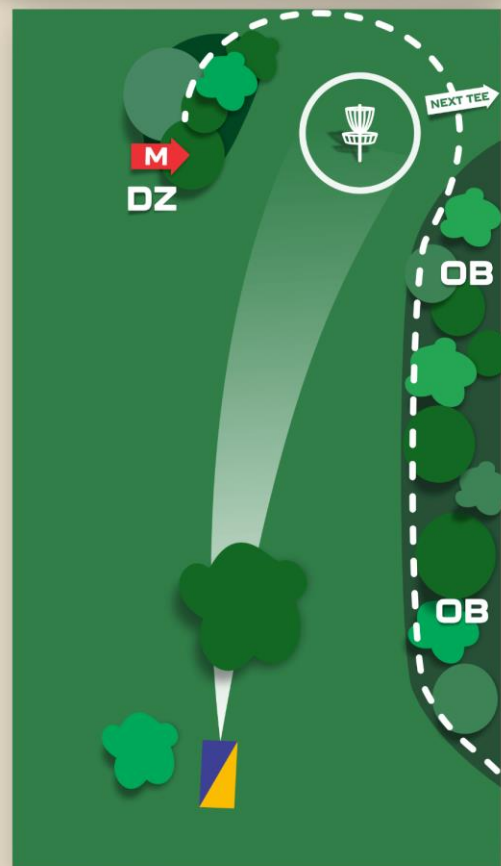
2024  
**TAUPŌ CLASSIC**  
presented by COSANA



GROUP 1  
PAR 3  
109m



GROUP 2  
PAR 3  
109m



**BOTH GROUPS**

- PLAY FROM THE SAME TEE.
- OB RIGHT OF FAIRWAY AND LONG OF BASKET.
- PLAY RIGHT OF MANDO.



- This is a challenging downhill Par 3, with a large pine early dictating terms.
- Out of bounds comes up quickly right and long as the terrain slopes in that direction.
- Note: This target is in a different position to the permanent course layout.



There are several options, although some recent trimming has ensured the straight low shot through the arch is probably your best choice.





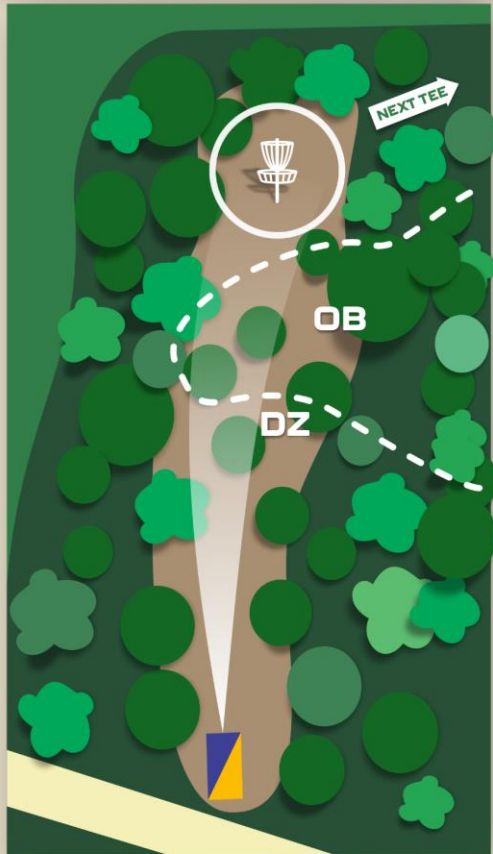
2024  
**TAUPŌ CLASSIC**  
presented by COSANA



GROUP 1  
PAR 3  
57m



GROUP 2  
PAR 3  
57m



**BOTH GROUPS**

- PLAY FROM THE SAME TEE.
- OB GULLY.
- PLAY NEXT SHOT FROM DZ IF OB, ADDING PENALTY.



- The newest hole of Spa's permanent course may be short but, with its basket perched high on a hill and considerable pines to thread through, should not be taken easily.
- There is OB in the 'Pit of Despair' and beyond (on the right).
- Note: Tree damage from Cyclone Gabrielle has made the OB area hazardous. Please be super careful there.



A lowish shot to the base of the retaining wall, to minimise potential deflections, has proven to be a good formula for birdie.







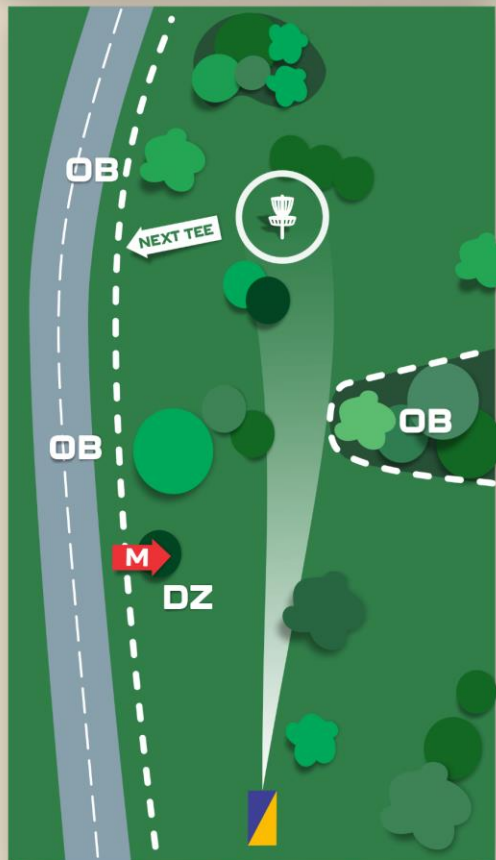
2024  
**TAUPŌ CLASSIC**  
presented by COSANA

**12**

GROUP 1  
PAR 3  
102m



GROUP 2  
PAR 3  
102m



- BOTH GROUPS**
- PLAY FROM THE SAME TEE.
  - PLAY RIGHT OF MANDO.
  - OB BOTH LEFT AND RIGHT.



- One of Spa's best holes, it has so much going on!
- The tee shot is really demanding, with multiple OBs, a mando, a semi low ceiling and trees galore.



The main right-side line is most popular, but the dreaded 90 degree kick OB from a slightly offline drive is a real possibility here.



2024  
**TAUPŌ CLASSIC**  
presented by COSANA

**13**

GROUP 1  
PAR 3  
85m




GROUP 2  
PAR 3  
85m



**BOTH GROUPS**

- PLAY FROM THE SAME TEE.
- PLAY LEFT OF MANDO.



- A very gettable Par 3.
- Please watch out and give way to dog walkers as this is their usual starting spot.

A mando miss is probably the most trouble that you can get into here.



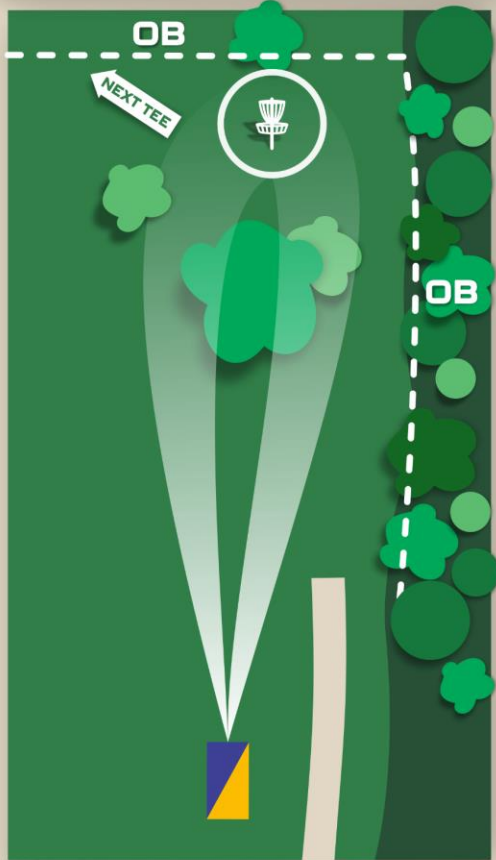
2024  
**TAUPŌ CLASSIC**  
presented by COSANA

**14**

GROUP 1  
PAR 3  
132m



GROUP 2  
PAR 4  
132m



**BOTH GROUPS**

- PLAY FROM THE SAME TEE.
- OB LONG OF THE BASKET AND RIGHT SIDE MARKED BY WHITE PEGS.
- NO MANDO.



- Elevated tee down to a wide-open fairway. This year there is no mando for this hole, as the tee-pad adjacent to the basket is not in use. Dual lines are therefore possible into the target.
- The basket is tucked behind trees on a small ridge.
- OB long and right (to protect wooded hole 17).
- This is the final hole to offer par relief to Group 2 (Blue).



Roll-aways can come into play here when putting.




2024  
**TAUPŌ CLASSIC**  
presented by COSANA



GROUP 1  
PAR 4  
161m



GROUP 2  
PAR 4  
161m



**BOTH GROUPS**

- PLAY FROM THE SAME TEE.
- OB ALONG LEFT SIDE AND EARLY RIGHT MARKED BY WHITE PEGS.
- TAKE CARE - STEEP CLIFF LEFT SIDE.



- One of the tougher tee shots on the course with trouble both sides.
- An early line right for second shots though the forest is now more enticing (since Cyclone Gabrielle) although not recommended.
- OB all along the left side, with hazardous cliff not far into trees. (Retrieving discs can be challenging - please be especially careful in this area).
- The basket is slightly elevated on a fallen tree trunk.
- This hole also crosses a bike path. Please give way to cyclists and follow direction from our marshals.



Accurate drive required, ideally placed close to left OB (to open up angle for a sharp left to right second, as the hole doglegs to enter the forest).




2024  
**TAUPŌ CLASSIC**  
presented by COSANA

**16**

GROUP 1  
PAR 3  
97m



GROUP 2  
PAR 3  
97m



**BOTH GROUPS**

- PLAY FROM THE SAME TEE.
- NO OB OR MANDOS.



- Spa's infamous 16th hole has brought many great players to their knees, traditionally being the course's 'highest over par' in previous events.
- Accuracy off the tee is paramount, with a tight line and many, many trees ready to crush dreams.



A lower shot, to avoid kicks straying from the more open central corridor, is possibly a good option. Good luck!






2024  
**TAUPŌ CLASSIC**  
presented by COSANA



GROUP 1  
PAR 3  
93m




GROUP 2  
PAR 3  
93m



**BOTH GROUPS**

- PLAY FROM THE SAME TEE.
- SPLIT FAIRWAY - CHOOSE YOUR PATH.
- PLAY LEFT OF MANDO (20M SHORT OF BASKET).
- NO OB IN PLAY.



- Another heavily wooded Par 3 to test your nerves on the home stretch, which also plays as one of Spa's most difficult.
- A split fairway from the tee allows for two main strategies.
- The hole plays slightly downhill.
- Beware of tomos (pits) if retrieving discs from the left bush.



The left side, while initially wider gets thicker half-way down. The right lane is tighter initially but does make for a higher chance of making birdie (although this side does bring the mando more into the equation).



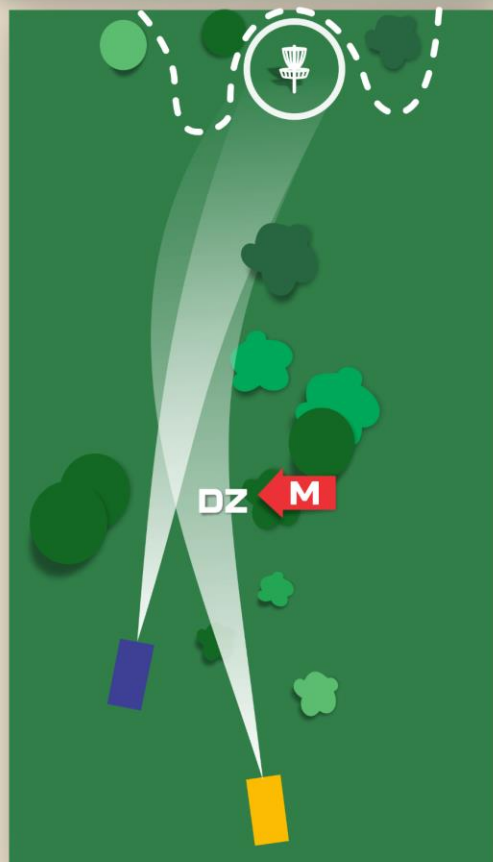
2024  
**TAUPŌ CLASSIC**  
presented by COSANA



GROUP 1  
PAR 4  
172m



GROUP 2  
PAR 4  
146m



**GROUP 1:**

- PLAY FROM THE LONG TEE.

**GROUP 2:**

- PLAY FROM THE SHORT TEE.
- BOTH GROUPS PLAY LEFT OF MANDO.
- OB NEAR BASKET.



- The final hole sees each group play from different tee-pads.
- A blind, slightly uphill tee shot for Group 1 (Gold), with some small early trees to navigate.
- Group 2 (Blue) has a more elevated and open start to the hole.
- After being kept left by the mando, upshots into the basket will be tested by some aggressively tight OB.



This caddy book was prepared by a lefty who has no forehand and doesn't throw very far. Buyer beware ... no responsibility will be taken for any bad shots resulting from using enclosed info and advice!

**TAUPŌ**  
DISC GOLF



# Thank you to our amazing event partners and sponsors!







# EVENT LINKS



Event Facebook Page  
[2024 Taupō Classic](#)



Taupō Disc Golf Website  
[www.taupodiscgolf.com](http://www.taupodiscgolf.com)



DiscGolfScene Registration  
[2024 Taupō Classic](#)



PDGA Event Page  
[2024 Taupō Classic](#)